

Magrose Beads OH 6B

Introduction

TargetMol's Magrose Beads OH 6B are magnetic agarose microspheres with a particle size of 30-150 μm and hydroxyl groups on the agarose matrix as the active functional moieties. Under the action of specific chemical reagents (such as epichlorohydrin or N,N'-carbonyldiimidazole), these beads enable the covalent coupling of biomolecules including antibodies, peptides, proteins, and oligonucleotides to their surface. The product serve as important carrier tools and purification materials in medical and molecular biology research.

Product Features

- High density of binding sites enables strong and specific ligand coupling.
- Superparamagnetic properties and high magnetic responsiveness reduce handling time.
- Excellent dispersibility and resuspendability improve ease of operation.
- Superior physicochemical stability ensures reproducible results.

Product Components

Product Name	C0078	C0079	C0080	C0081
Particle Size	10-30 μm	10-30 μm , ultra-suspendable	30-150 μm	10-30 μm
Agarose Concentration	4% Agarose			6% Agarose
Magnetic Core	Fe_3O_4			
Magnetic Type	Superparamagnetic			
Concentration	50%(V/V)			
Storage Buffer	20% ethanol			

Product Applications

- Bioligand Immobilization: Biological molecules such as antibodies, peptides, proteins, and oligonucleotides can be covalently immobilized on the surface of magnetic beads for various bioseparation and detection applications.
- Protein Purification: Specific ligands immobilized on the bead surface enable efficient purification of target proteins from complex mixtures.

Storage

Store at 4°C for 2 years

Precautions





1. Avoid freezing, drying, or high-speed centrifugation of the magnetic beads.
2. To minimize bead loss, magnetic separation time should be no less than 1 minute each time.
3. Before withdrawing beads from the storage tube, ensure thorough resuspension by vortexing. Avoid bubble formation during handling.
4. It is recommended to use high-quality pipette tips and reaction tubes to reduce bead and solution loss due to surface adhesion.

5. If the solution is too viscous to allow proper resuspension of the magnetic beads by inverting the centrifuge tube, pipetting up and down or briefly vortexing can be used to fully resuspend the beads.
6. The product is for R&D use only, not for diagnostic procedures, food, drug, household or other uses.
7. Please wear a lab coat and disposable gloves.

TargetMol US

 sales@targetmol.com  (781) 999-4286  www.targetmol.com
 34 Washington Street, Suite 220, Wellesley Hills, MA 02481

TargetMol EU

 sales@targetmol.com  +43(0)676/786025  www.targetmol.com
 Hafenstraße 47-51, 4020 Linz, Austria



LinkedIn



Facebook



PDF Documents